

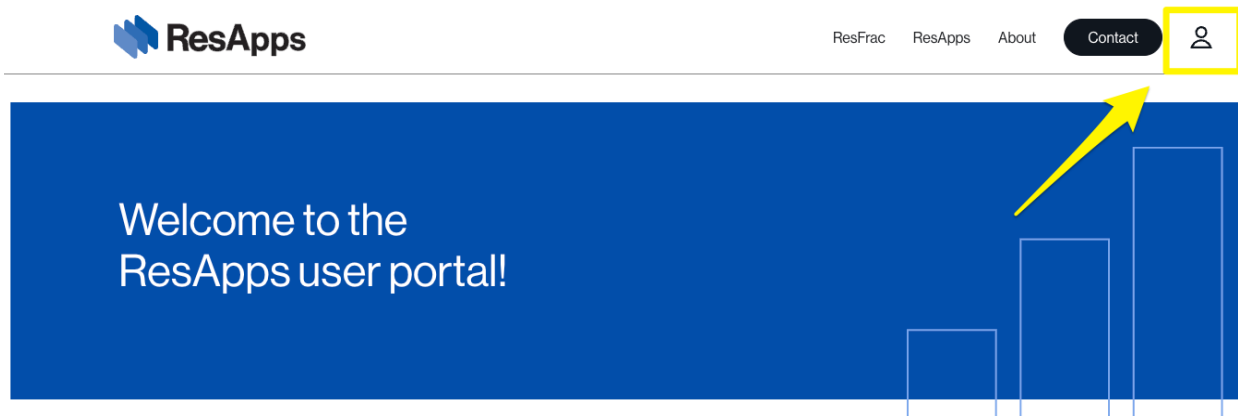
ResFrac Customer Support and Tutorials:

ResApps Site Log in and Application Sign-up

October 28, 2023

For help with this feature: resapps@resfrac.com

In order to view app product pages and to sign up for an app license, all users must log in to the ResApps web portal, which can be found at www.resapps.resfrac.com. Log in to the ResApps portal via the icon on the upper right hand corner of the screen:



There are two authentication options available to log in to the system, Microsoft and Google. Please use your organization assigned email address.

Login

Please log in to ResApps to view this page.

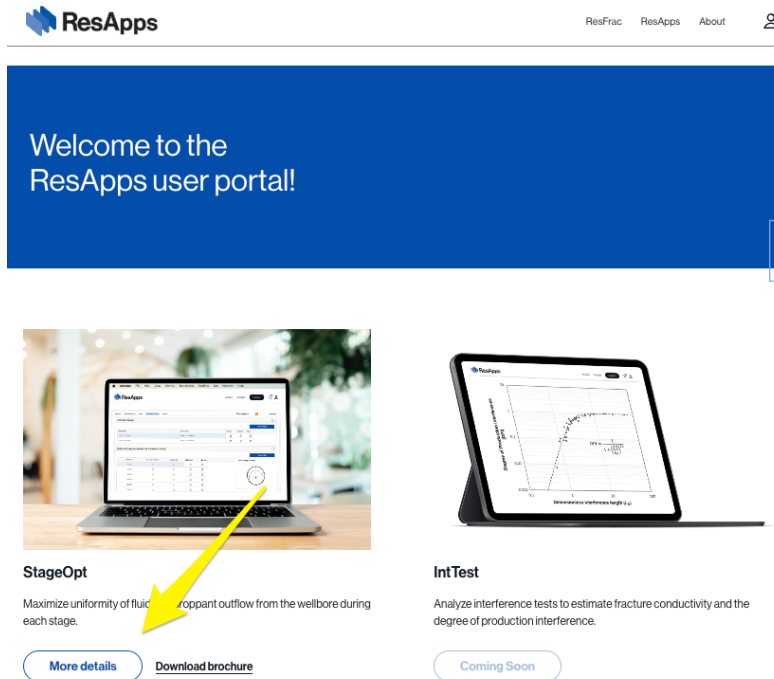
Creating an account is free. You can use any email address, but it must be registered with either Google or Microsoft. Most corporate email addresses are already registered with Microsoft by default. If you do not already have a Google or Microsoft email, then please use [this link to register](#).



or with



Navigate to the desired app and click "More details" to get more information on the app, and to sign up.

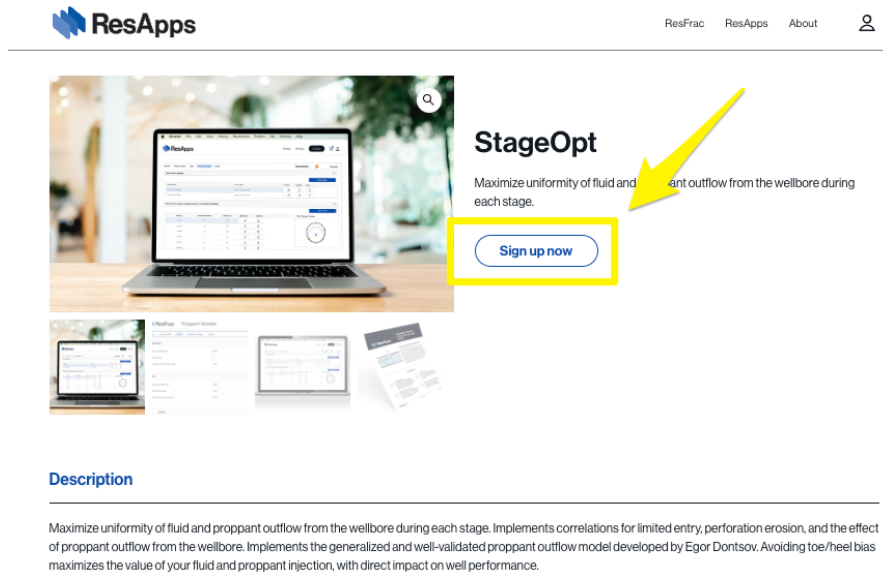


The screenshot shows the ResApps user portal. At the top left is the ResApps logo. At the top right are links for ResFrac, ResApps, and About, along with a user profile icon. A large blue banner contains the text "Welcome to the ResApps user portal!". Below the banner are two app cards. The first card, "StageOpt", features a laptop displaying a software interface and a yellow arrow pointing to the "More details" button. The second card, "IntTest", features a tablet displaying a graph and a "Coming Soon" button.

StageOpt
Maximize uniformity of fluid proppant outflow from the wellbore during each stage.
[More details](#) [Download brochure](#)

IntTest
Analyze interference tests to estimate fracture conductivity and the degree of production interference.
[Coming Soon](#)

When you are ready to purchase a license for the application, click "Sign up now":



This will take you to the checkout page. You will fill in all details in the form to the left. If your purchasing department requires a PO, work order or coding on the invoice in order to process, you will need to enter the information in the Order Notes section of the checkout page.

Please review and check to accept the terms and conditions, and press "Sign up now":



Billing Details

First Name * Last Name *

Company Name (optional)

Country / Region *

Street address *

Town / City *

State / County *

Postcode / ZIP *

Phone *

Email Address *

AvaTax uses this email ID for tax exemption. To receive tax exemption for the order, ensure that the email ID you enter here is applicable for tax exemption.

Order Notes (optional)

Your Order

Product	Subtotal
StageOpt	Via Invoice
Exemption Add Certificates Manage existing certificates	
Have a coupon? Click here to enter your coupon code	
Pay offline <small>This could involve: (a) paying with a check or direct deposit, (b) a corporate group license, or (c) another license type. After you submit, we will email you with further instructions, and you will not be able to access the app until your license has been manually activated.</small>	
<small>Your personal data will be used to process your order, support your experience throughout this website, and for other purposes described in our privacy policy.</small>	
Web Hosted Application – Terms Of Use <small>These Web Hosted Application Terms of Use (herein, "Agreement") govern Customer's (as defined below) access to and use of the proprietary web-hosted software-as-a-service application platform located at www.resfrac.com/resapps (the "Platform")</small>	
<input type="checkbox"/> I've read and accept the above terms & conditions. If you do not agree to terms and conditions, your license will be put on hold.	
Sign up now	

This will submit your order, and we will then email you with an invoice and further instructions. You will not be able to access the app until your license has been manually activated. If you have any questions or need support in the meantime, please send us an email at resapps@resfrac.com. Thank you!